



SUPERMINICRAWLER MC-305C

PRODUCT SPECIFICATIONS

SUPERMINICRAWLER CRANE MC-305C

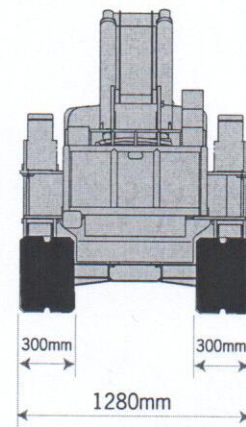
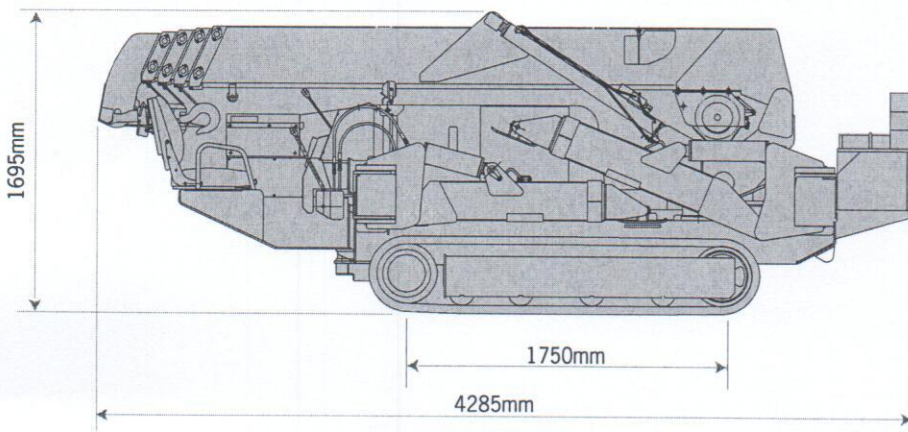
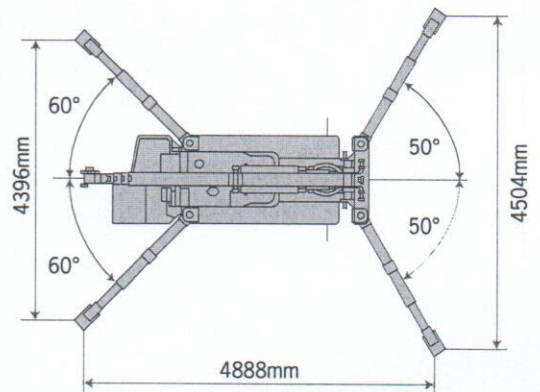
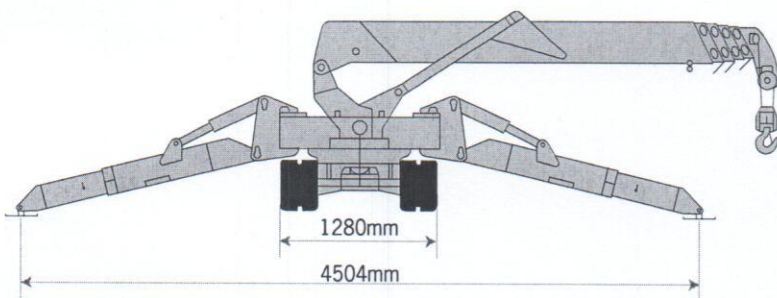
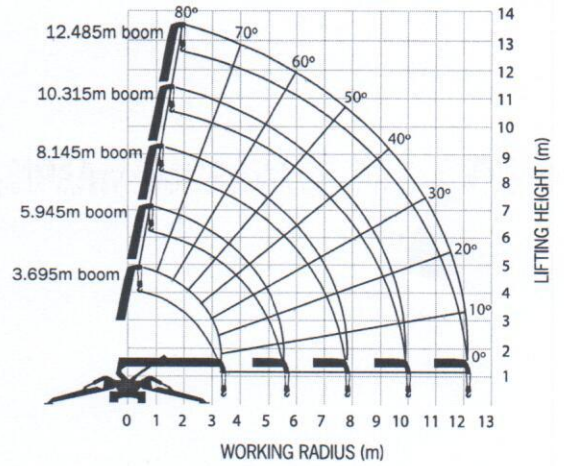
SUPERIOR LIFTING CAPACITY
AVAILABLE WITH SEARCHER HOOK

DIMENSIONS

LENGTH 4285mm
WIDTH 1280mm
HEIGHT 1695mm
WEIGHT 3770kg

LIFTING CAPACITY

2930kg at 2.5m
250kg at 12.1m




SUPERMINICRAWLER MC-305C

TOTAL RATED LOAD (OUTRIGGERS AT MAXIMUM POSITION)							
5.945m BOOM		8.145m BOOM		10.315m BOOM		12.485m BOOM	
WORKING RADIUS (m)	TOTAL RATED LOAD (kg)	WORKING RADIUS (m)	TOTAL RATED LOAD (kg)	WORKING RADIUS (m)	TOTAL RATED LOAD (kg)	WORKING RADIUS (m)	TOTAL RATED LOAD (kg)
<2.5	2930	2.7	2270	4.0	1060	<4.5	775
3.0	2350	3.0	2090	4.5	950	5.0	640
3.5	1950	3.5	1680	5.0	860	6.0	495
4.0	1670	4.0	1415	6.0	750	7.0	410
4.5	1450	4.5	1230	7.0	645	8.0	360
5.0	1300	5.0	1070	8.0	540	9.0	320
5.62	1120	5.5	950	9.0	490	10.0	290
		6.0	855	9.99	415	11.0	260
		7.0	700			12.16	250
		7.82	610				

TOTAL RATED LOAD (OUTRIGGERS AT INTERMEDIATE POSITION)							
5.945m BOOM		8.145m BOOM		10.315m BOOM		12.485m BOOM	
WORKING RADIUS (m)	TOTAL RATED LOAD (kg)	WORKING RADIUS (m)	TOTAL RATED LOAD (kg)	WORKING RADIUS (m)	TOTAL RATED LOAD (kg)	WORKING RADIUS (m)	TOTAL RATED LOAD (kg)
<2.5	2930	2.7	2270	4.0	1060	<4.5	775
3.0	2350	3.0	2090	4.5	950	5.0	640
3.5	1950	3.5	1680	5.0	860	6.0	495
4.0	1670	4.0	1415	6.0	750	7.0	410
4.5	1380	4.5	1230	7.0	630	8.0	360
5.0	1140	5.0	1070	8.0	490	9.0	320
5.62	950	5.5	945	9.0	410	10.0	290
		6.0	790	9.99	350	11.0	260
		7.0	610			12.16	250
		7.82	520				

TOTAL RATED LOAD (OUTRIGGERS AT MINIMUM POSITION)							
5.945m BOOM		8.145m BOOM		10.315m BOOM		12.485m BOOM	
WORKING RADIUS (m)	TOTAL RATED LOAD (kg)	WORKING RADIUS (m)	TOTAL RATED LOAD (kg)	WORKING RADIUS (m)	TOTAL RATED LOAD (kg)	WORKING RADIUS (m)	TOTAL RATED LOAD (kg)
<2.5	2930	2.7	2270	4.0	1060	<4.5	775
3.0	2350	3.0	2090	4.5	950	5.0	640
3.5	1800	3.5	1680	5.0	860	6.0	495
4.0	1430	4.0	1370	6.0	680	7.0	410
4.5	1140	4.5	1120	7.0	530	8.0	360
5.0	950	5.0	910	8.0	420	9.0	320
5.62	790	5.5	790	9.0	340	10.0	290
		6.0	670	9.99	300	11.0	240
		7.0	510			12.16	210
		7.82	430				

OUTRIGGER REACTION FORCE CALCULATION				
WORKING RADIUS LIFTING LOAD	2500mm 2930kg	BOOM STAGE EXTENDED OUTRIGGERS		2 SECTION MAX
DEGREES	FRONT RIGHT	FRONT LEFT	REAR LEFT	REAR RIGHT
0	1024	1024	3009	3009
5	1055	1002	2832	3179
10	1096	985	2651	3337
15	1147	972	2468	3480
20	1212	962	2288	3606
25	1291	952	2113	3712
30	1384	942	1946	3796
35	1493	930	1790	3855
40	1618	916	1646	3888
45	1757	898	1517	3895
50	1911	878	1404	3875
55	2077	855	1307	3829
60	2254	831	1226	3757
65	2440	805	1162	3661
70	2632	780	1112	3544
75	2827	757	1078	3406
80	3022	738	1056	3252
85	3214	725	1045	3083
90	3400	720	1043	2904
95	3575	726	1049	2718
100	3736	744	1059	2529
105	3881	775	1072	2339
110	4006	823	1086	2153
115	4109	887	1099	1973
120	4187	969	1110	1802
125	4238	1070	1116	1643
130	4262	1190	1118	1498
135	4258	1327	1114	1369
140	4225	1482	1105	1256
145	4164	1653	1090	1161
150	4075	1839	1071	1083
155	3962	2036	1048	1022
160	3824	2242	1023	978
165	3666	2455	998	949
170	3490	2670	974	934
175	3299	2885	953	931
180	3096	3096	938	938
MAX (kg)	4262	3096	3009	3895



The total rated load charts are based on the actual working radius including boom deflection.