



Telescoping Crawler Crane

LC1385M-8B

Lifting Capacity : **6.0t × 2.6m**

Pick & Carry Duties : 2,000kg


Minimal Tail Swing

Blade

4 Fall/2 Fall Hook Block

Available with **Fly Jib**

Rear View Camera



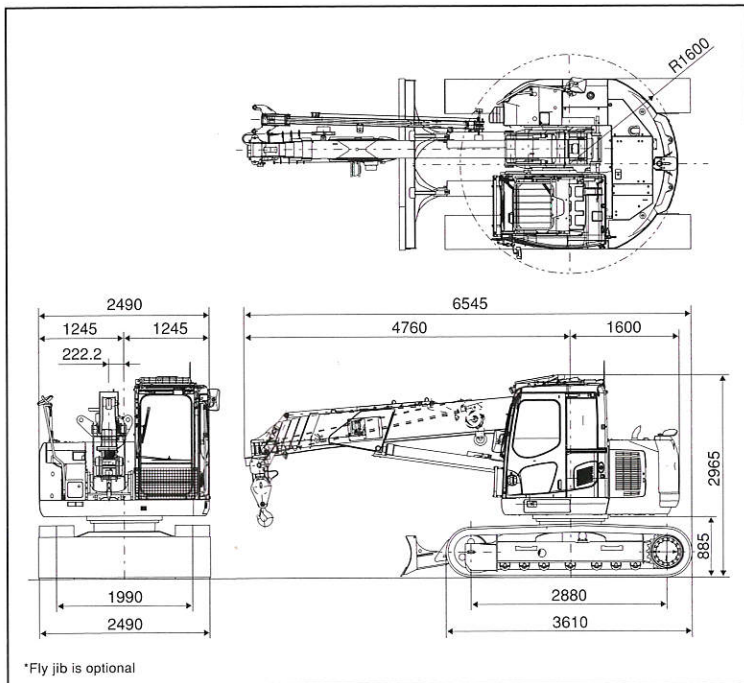
MAEDA

MAEDA Telescoping Crawler Crane LC1385M-8B

Specifications

Model	LC1385M-8B(F)	
Crane capacity	6.0t × 2.6m	
Max. working radius	16.10m × 0.43t	
Max. lifting height (on the ground)	16.70m (22.0m with fly jib)	
Max. lifting height (underground)	-24.6m (4 falls)(-35.9m with 160m optional wire rope)	
Winch system	Hook speed	28.0m/min [41.0m/min] (4 layers, 4 falls)
	Hoist wire rope	IWRC 6 × Fi(29) φ10mm × 115m
	Hoist wire rope (optional)	IWRC 6 × Fi(29) φ10mm × 160m (optional)
Telescoping system	Type	Fully automatic 5-section pentagonal telescopic boom
	Boom length	4.745 ~ 16.265m
	Boom telescoping stroke / time	11.52m/25sec
Boom hoist system	Hoist angle / time	-5~80deg/18sec
Swing system	swing angle / time	360deg/3.4rpm
Travel system	Drive method	Both-side independent steering control, Hydraulic piston motor with built-in automatic brake, Planet reduction gears, Sprocket, Crawler
	Travel speed	0~5.1km/h
	Gradability	34deg
	Crawler ground length × width	2,880 × 500mm
	Ground pressure	53.3kpa [0.54kgf/cm ²] (54.1 [0.55] with fly jib)
Engine	Model	KOMATSU SAA4D95LE-5
	Displacement	3.260L [3,260cc]
	Rated output	68.4kw/2,200min ⁻¹ [93PS/2,200rpm]
	Starting method	Electric starting
	Fuel / Fuel tank capacity	Diesel/195.0 L
Pick & Carry capacity	2,000kg	
Overall length × width × height	6,545 × 2,490 × 2,965mm	
Machine weight	15,640kg (15,850kg with fly jib)	
Blade width × height	2,490 × 590mm	
Safety device	Overwind protection, Hydraulic safety valve, Wire rope latch, Level, Safety lock lever, Machine body inclination alarm, EMO switch, Moment limiter, Rotary lamp, Side mirrors, Blade interlock device, Rear view camera	
Optional equipment	Rubber pads, Single fall hook, Fly jib	

Dimensions



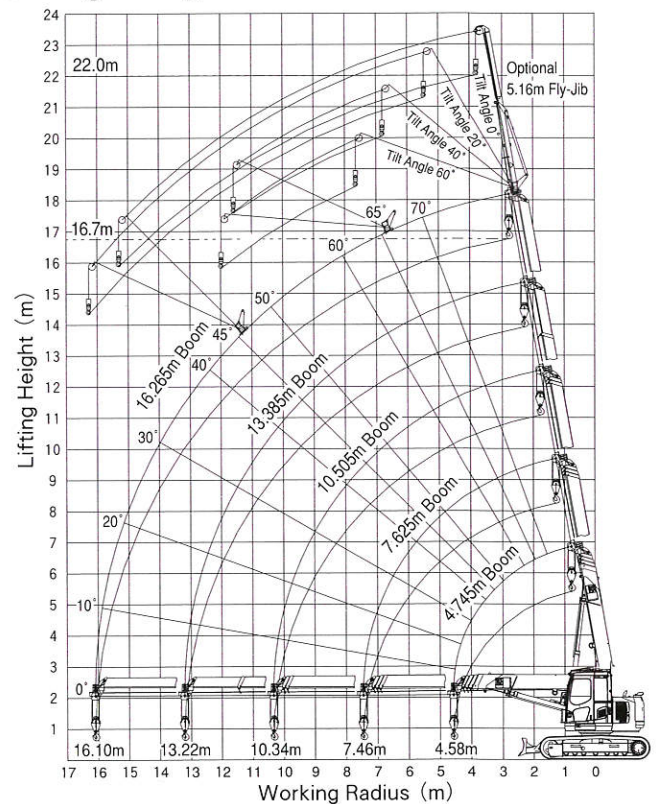
Total Rated Load Chart (4 falls)

unit:kg

Working radius (m)	4.745m Boom		7.625m Boom		10.505m Boom		13.385m Boom		16.265m Boom	
	Stationary	Pick & Carry	Stationary	Pick & Carry	Stationary	Pick & Carry	Stationary	Pick & Carry	Stationary	Pick & Carry
2.00	6000	2000	6000	2000	3000	1500				
2.50	6000	2000	6000	2000	3000	1500	3000			
2.60	6000	2000	6000	2000	3000	1500	3000			
3.00	5250	2000	5260	2000	3000	1500	3000			
4.00	3830	1915	3820	1910	3000	1500	3000			
4.50	3320	1660	3310	1655	3000	1500	3000			
5.00			2880	1440	2710	1355	2640			
6.00			2210	1105	2140	1070	2100			
7.00			1720	860	1720	860	1710			
8.00					1400	700	1430			
9.00					1150	575	1200			
10.00					940	470	1020			
11.00							880			
12.00							750			
13.00							650			
14.00										
15.00										
16.00										
16.10										

* The Total Rated Load Chart is based on the actual working radius including boom deflection.
 * The weight of hook block (standard 4 fall-90kg) must be included as part of the load shown in the Total Rated Load Chart.
 * When using two fall or single fall hooks, use the appropriate four fall Total Rated Load Chart above but with a maximum load of : Two fall-3000kg, Single fall-1500kg.

Working Range



Fly jib Total Rated Load Chart (Optional)

unit:kg

Boom angle (deg)	Jib Tilt angle			
	0 deg	20 deg	40 deg	60 deg
80	820	820	620	620
75	820	820	620	620
70	720	720	520	520
65	620	620	420	420
60	520	520		
55	420	420		
50	320	320		
45	220	220		
40	Prohibited under 45 deg			

Prohibited under 65 deg

* The weight of hook block (single fall-20kg) must be included as part of the load shown in the Total Rated Load Chart.
 * The Total Rated Load Chart is same for both 1-section & 2-section of the fly jib length.

Before use, please read the Operation Manual

Due to improvements, the specifications are subject to change without notice.



MAEDA SEISAKUSHO CO.,LTD.

1095, Onbegawa, Shinonoi, Nagano-City, Nagano-Pref. 388-8522 Japan
 Head office TEL : 026-292-2228 FAX : 026-293-5590
 URL : <http://www.maesei.co.jp/> E-mail : maedasp@maesei.co.jp